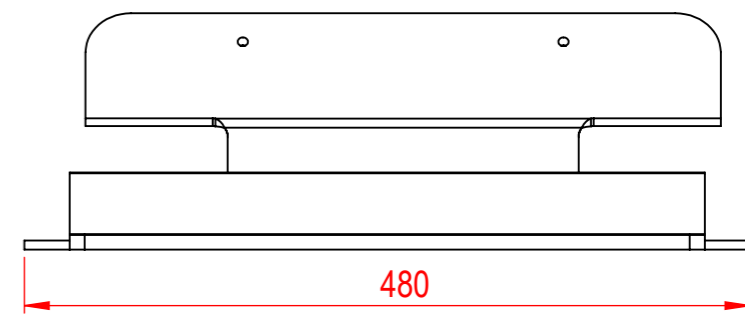
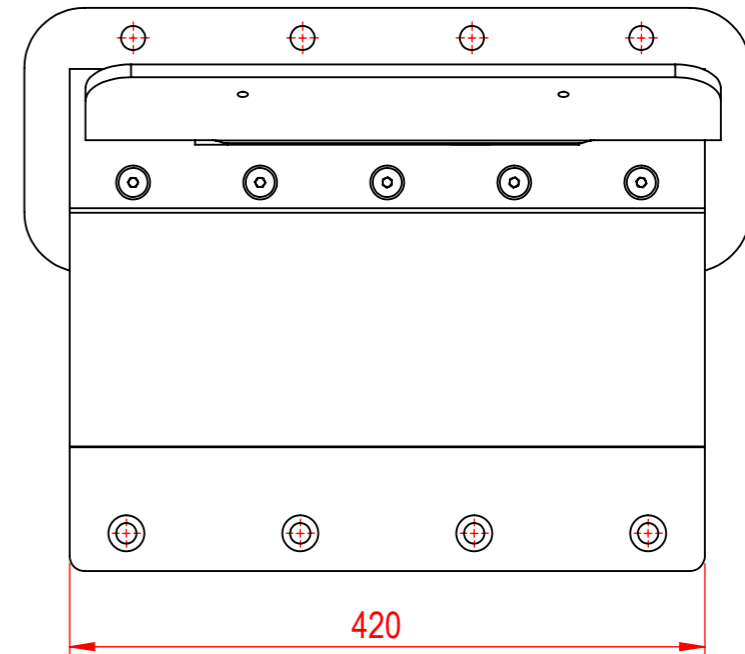
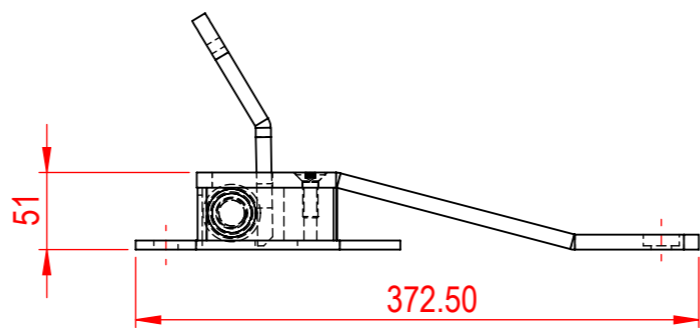
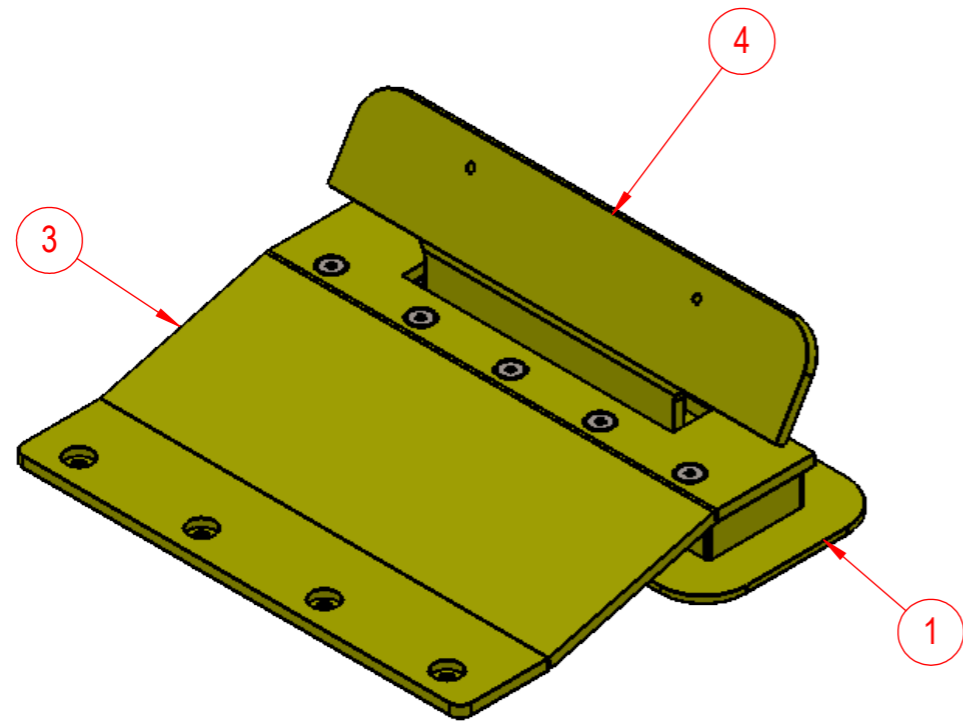


ITEM NO.	PART NUMBER	DESCRIPTION	QTY.
1	NMFP 02_02	BASE ASSEMBLY	1
2	NMFP 02_006	PIVOT SHAFT	1
3	NMFP 02_04	RAMP ASSEMBLY	1
4	NMFP 02_05	FLAP ASSEMBLY	1
6	ISO 10642 - M10 x 30 - 30N	M10 Countersunk Screws	5



**NOTE:**

Requires 7 Anchor Bolts for securing to ground surface

<b>UNLESS OTHERWISE SPECIFIED:</b> DIMENSIONS ARE IN MILLIMETRES.		FINISH: Polyester Powdercoated		DEBURR AND BREAK SHARP EDGES		DO NOT SCALE DRAWING		REVISION	
<b>TOLERANCES:</b> LINEAR: ± ANGULAR: ± BENDS: ±		DRAWN F. Groom		SIGNATURE <i>F. Groom</i>		DATE 12/01/2017		TITLE: <b>HGV Flowplate</b>	
		MFG		Q.A		MATERIAL: Low Carbon Steel		DWG NO. <b>NMFP 02_01</b>	
						WEIGHT:		SCALE: 1:5	
								SHEET 1 OF 1	



3rd Angle  
Projection

A3